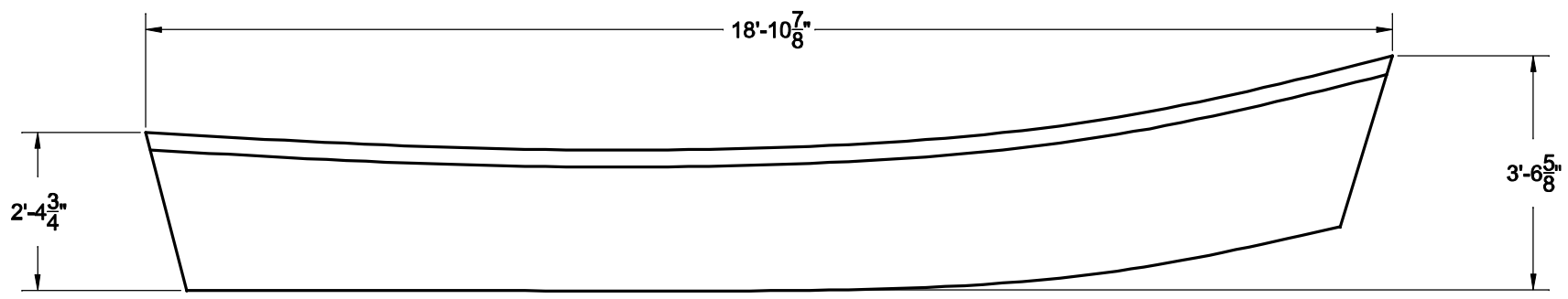
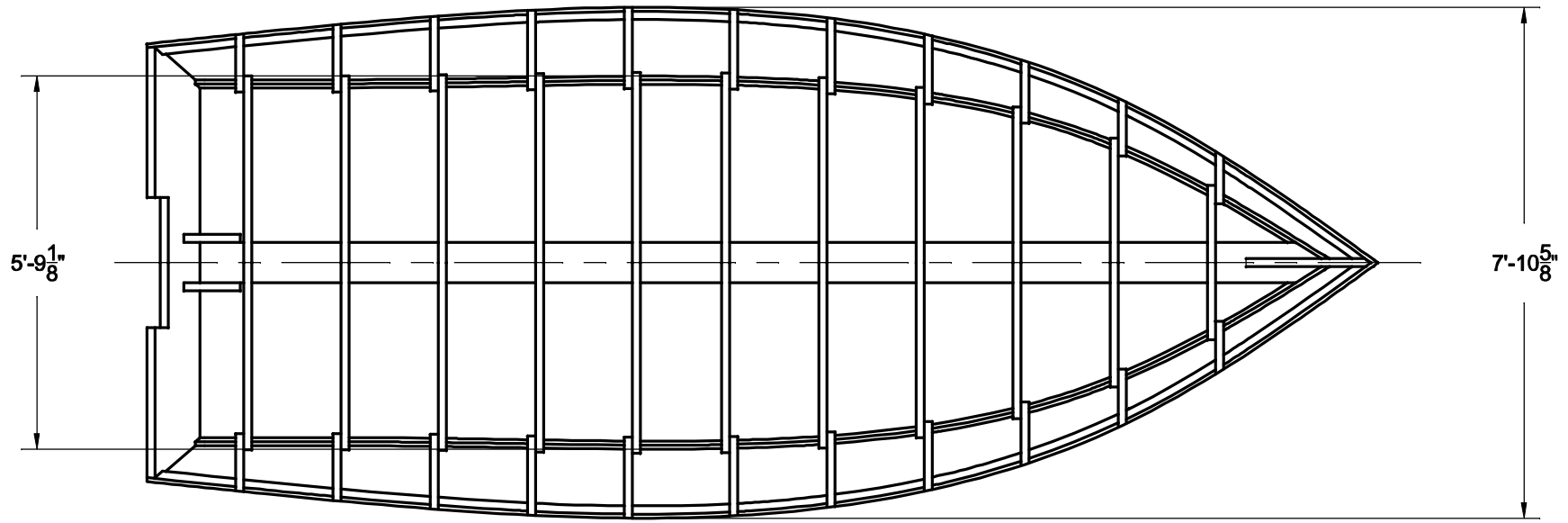


NOTICE  
 THIS DRAWING CONTAINS A PROPRIETARY DESIGN ASSIGNED TO SPIRA INTERNATIONAL, INC. ALL RIGHTS TO DUPLICATE, TRANSFER OR SELL THIS DESIGN ARE EXPRESSLY RESERVED. THE BUYER IS LICENSED TO BUILD ONE ASSEMBLY FROM THESE PLANS.

REVISIONS				
ZONE	LTR	DESCRIPTION	DATE	APPROVED



**Spira International, Inc.**  
*Huntington Beach, California*

**ALBION**  
 19' PACIFIC POWER DORY

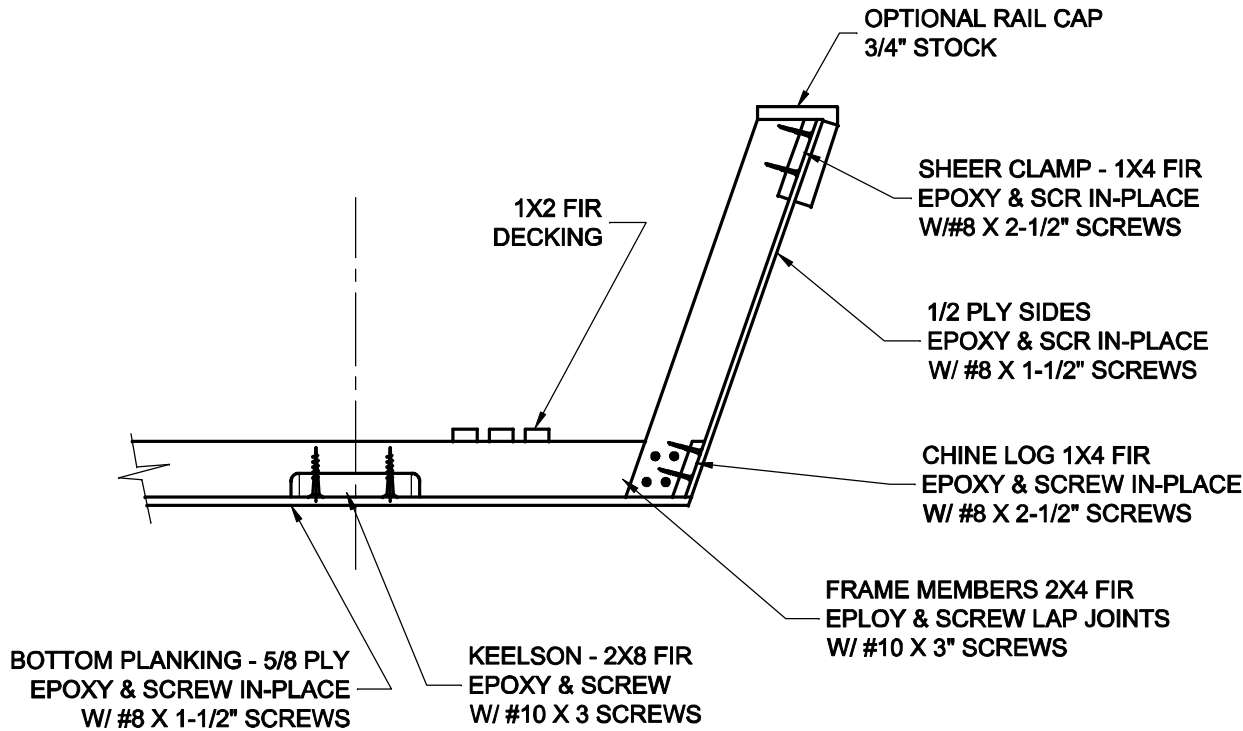
DRAWN BY: J. SPIRA	DATE: 06/15/09	DRAWING NO. ALB101
SCALE 3/4" = 1'		SHEET OF

**NOTICE**

THIS DRAWING CONTAINS A PROPRIETARY DESIGN ASSIGNED TO SPIRA INTERNATIONAL, INC. ALL RIGHTS TO DUPLICATE, TRANSFER OR SELL THIS DESIGN ARE EXPRESSLY RESERVED. THE BUYER IS LICENSED TO BUILD ONE ASSEMBLY FROM THESE PLANS.

**REVISIONS**

ZONE	LTR	DESCRIPTION	DATE	APPROVED
	A	CORRECTED BOM - BOTTOM PLY	03/31/10	JJS



**BILL OF MATERIALS**

FRAMES: 125 FT 2X4S  
 FRAMES: 24 FT 2X8S  
 S/C & C/L: 66' 1X4S  
 SIDES: 5 SHTS 1/2" PLY  
 BOTTOM: 4 SHTS 5/8" PLY  
 GLASS: 30 YDS - 6 OZ CLOTH  
 EPOXY: 3 GAL  
 FRAMES: 150 - #10 X 3" SCREWS  
 PLANKING: 1000 - #8 X 1-1/2" SCREWS

**OPTIONAL**

DECKING: 450 FT 1X2S  
 RAIL CAP: 50' 1X8

**TYPICAL CONSTRUCTION METHOD  
ALL FRAME STATIONS**

SCALE 2" = 1'

**Spira International, Inc.**  
Huntington Beach, California

**ALBION**  
19' PACIFIC POWER DORY

DRAWN BY: J. SPIRA	DATE: 06/15/09	DRAWING NO. ALBI02
SCALE 1" = 1' & NOTED		SHEET OF