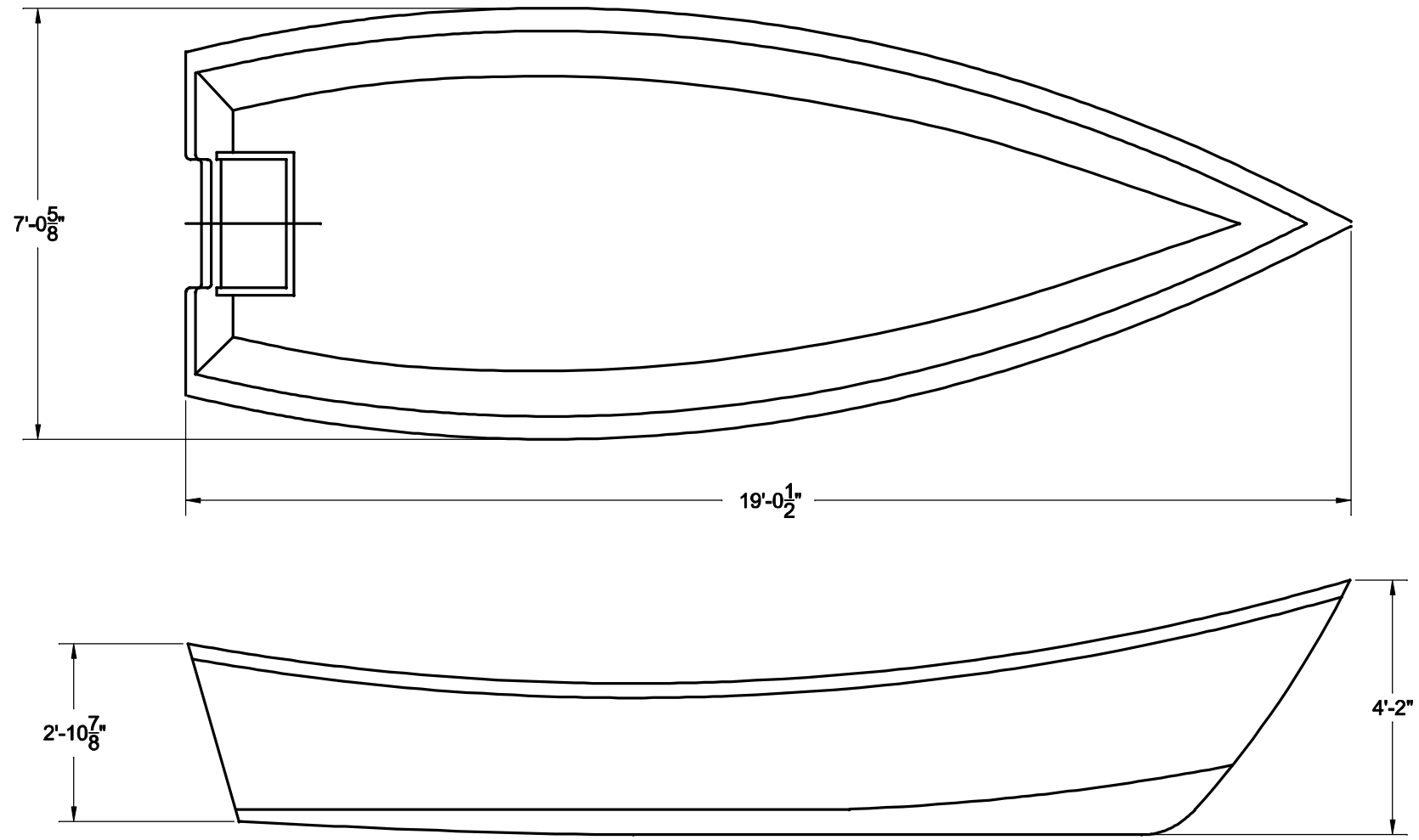


NOTICE
 THIS DRAWING CONTAINS A PROPRIETARY DESIGN ASSIGNED TO SPIRA INTERNATIONAL, INC. ALL RIGHTS TO DUPLICATE, TRANSFER OR SELL THIS DESIGN ARE EXPRESSLY RESERVED. THE BUYER IS LICENSED TO BUILD ONE ASSEMBLY FROM THESE PLANS.

REVISIONS				
ZONE	LTR	DESCRIPTION	DATE	APPROVED
	A	UPDATED TO NEW FORMAT	09/15/08	JJS



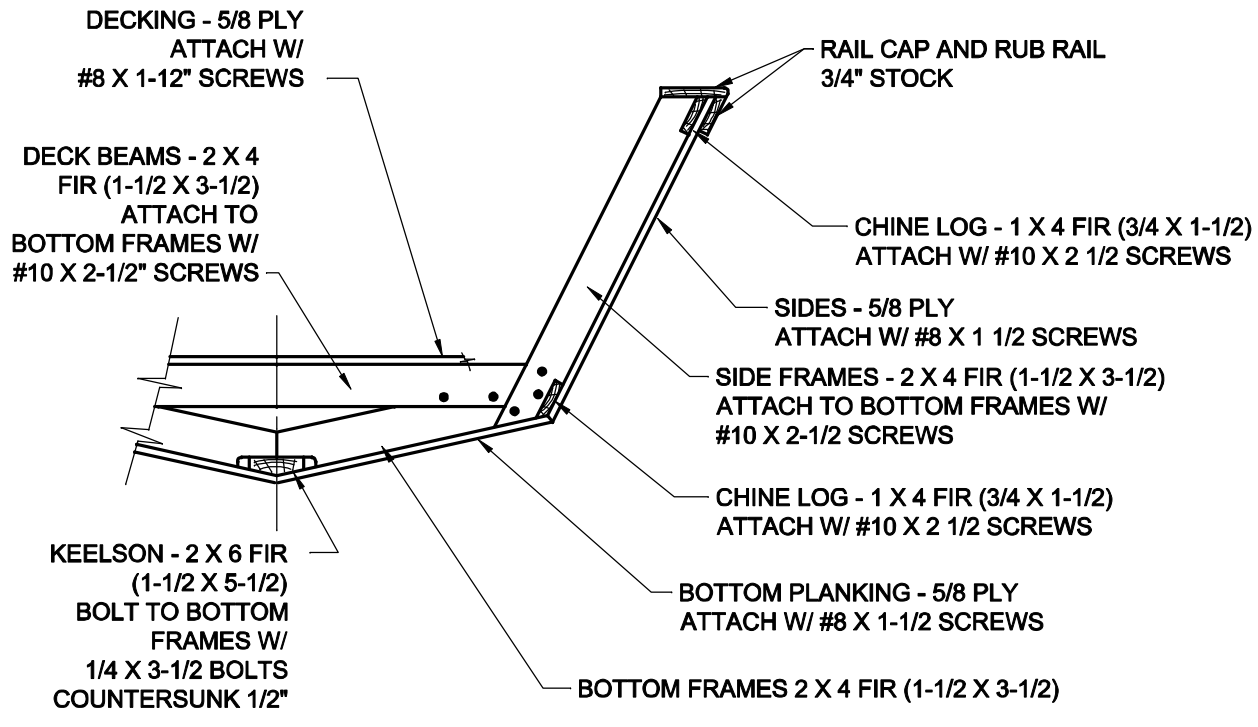
Spira International, Inc.
Huntington Beach, California

HATTERAS
19' V-BOTTOM CAROLINA DORY

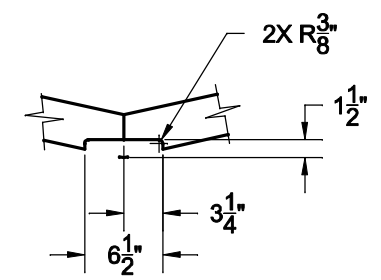
DRAWN BY: J. SPIRA	DATE: 02/16/04	DRAWING NO. HATT01
SCALE 3/4" = 1'		SHEET OF

NOTICE
 THIS DRAWING CONTAINS A PROPRIETARY DESIGN ASSIGNED TO SPIRA INTERNATIONAL, INC. ALL RIGHTS TO DUPLICATE, TRANSFER OR SELL THIS DESIGN ARE EXPRESSLY RESERVED. THE BUYER IS LICENSED TO BUILD ONE ASSEMBLY FROM THESE PLANS.

REVISIONS				
ZONE	LTR	DESCRIPTION	DATE	APPROVED
	A	UPDATED TO NEW FORMAT	09/15/08	JJS



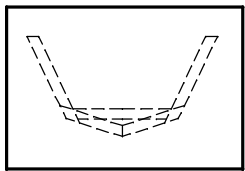
CONSTRUCTION METHOD
 TYPICAL AT EACH FRAME




KEELSON CUTOUT
 TYPICAL ALL FRAMES
 EXCEPT # 11

SEQUENCE FOR MAKING FRAMES

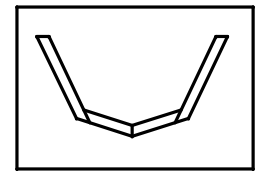
NO SCALE



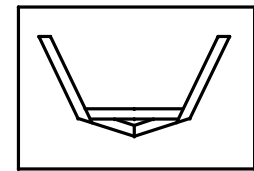
DRAW FRAME ON
 SCRAP PLYWOOD



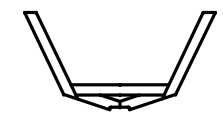
CUT OUT LOWER FRAME
 ELEMENTS AND LOCATE
 IN POSITION - EPOXY
 CENTER JOINT



REPEAT FOR SIDE
 FRAMES - EPOXY &
 SCREW IN POSITION
 ATOP BOTTOM FRAMES



CUT OUT DECK
 BEAM, LOCATE IN
 POSITION, EPOXY &
 SCREW IN PLACE



CUT OUT KEELSON
 NOTCH AFTER EPOXY
 HAS SET FULLY

Spira International, Inc.
Huntington Beach, California

HATTERAS
19' V-BOTTOM CAROLINA DORY

DRAWN BY: J. SPIRA	DATE: 02/16/04	DRAWING NO. HATT04
SCALE 3" = 1' & NOTED		SHEET OF