

4

3

2

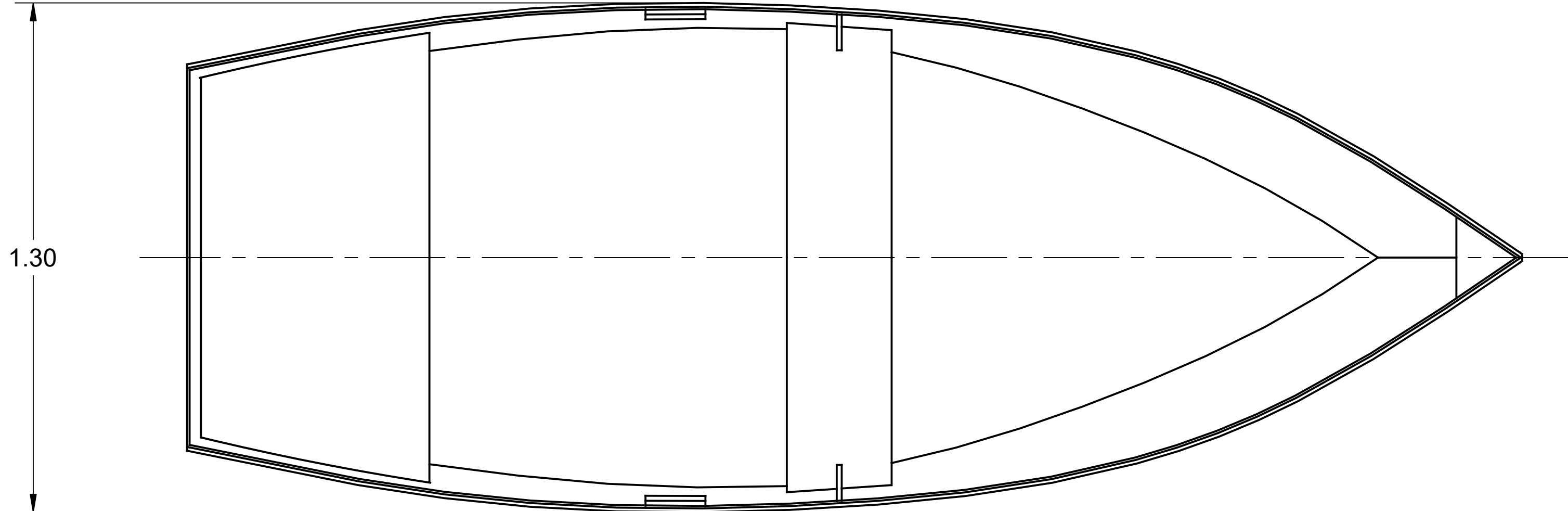
1

**NOTICE**  
 THIS DRAWING CONTAINS A PROPRIETARY DESIGN ASSIGNED TO SPIRA INTERNATIONAL, INC. ALL RIGHTS TO DUPLICATE, TRANSFER OR USE ARE EXPRESSLY RESERVED BY SPIRA INTERNATIONAL. THE BUYER IS LICENSED TO BUILD ONE ASSEMBLY FROM THESE PLANS.

REVISIONS				
ZONE	LTR	DESCRIPTION	DATE	APPROVED
	B	ADDED NEW SPEC TABLE	08/12/17	JJS

D

D

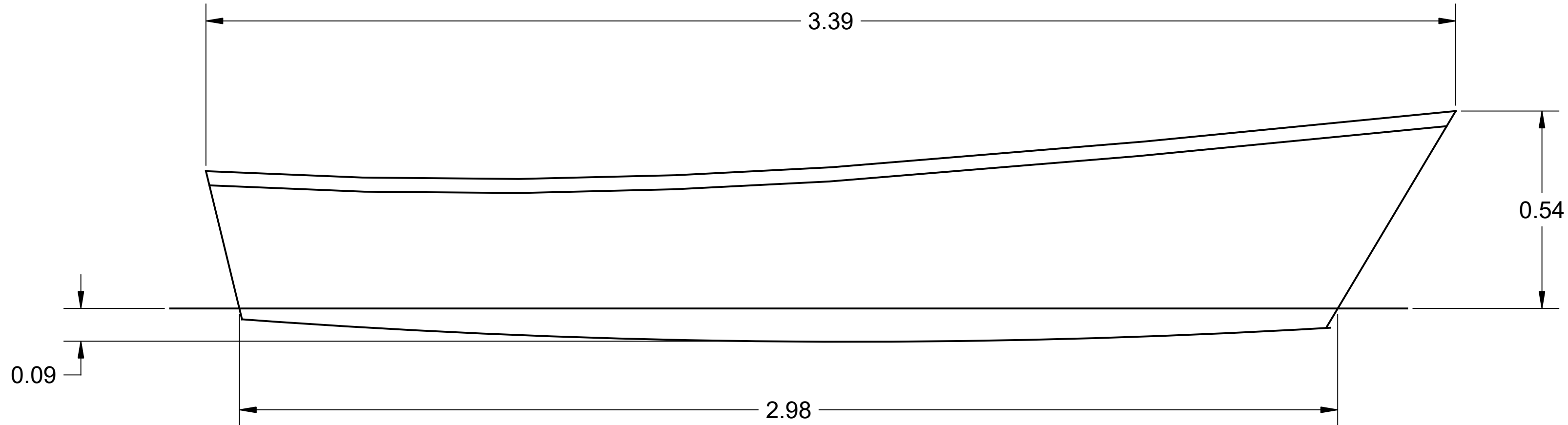


C

C

B

B



A

A

SPECIFICATIONS	
MAX. DISPLACEMENT	295 KG
HULL WEIGHT	30 KG
MAX. HP - SHORT SHAFT	7.5 HP
RECOMMENDED HP	3 HP

ALL DIMENSIONS IN METERS



**Spira International, Inc.**  
 Huntington Beach, California

**MISSION BAY**  
 3.4 M SKIFF

DRAWN BY: J. SPIRA	DATE: 10/14/05	DRAWING NO. MISSM01
SCALE 1/10	SHEET OF	

4

3

2

1

4

3

2

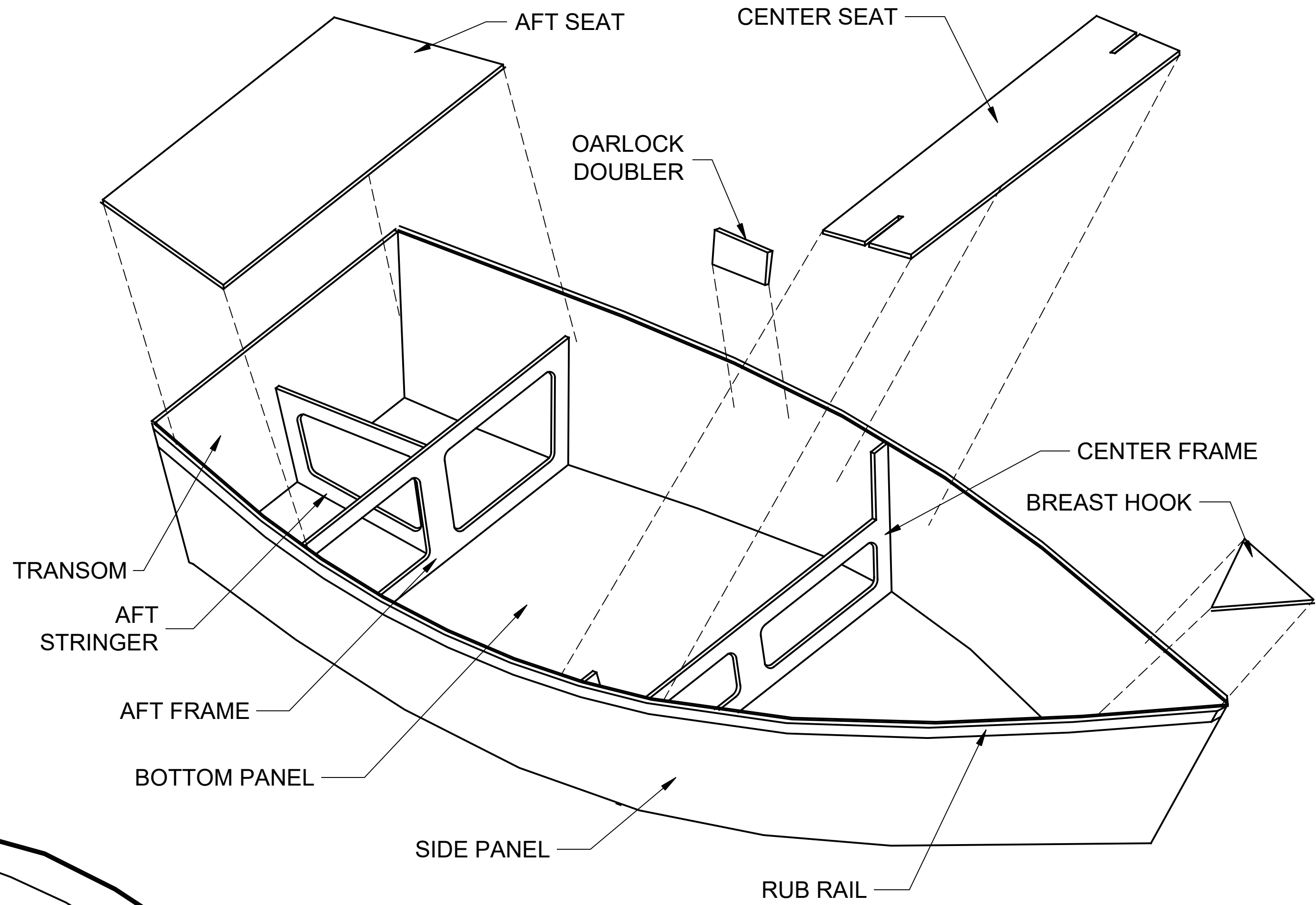
1

**NOTICE**  
 THIS DRAWING CONTAINS A PROPRIETARY DESIGN ASSIGNED TO SPIRA INTERNATIONAL, INC. ALL RIGHTS TO DUPLICATE, TRANSFER OR USE ARE EXPRESSLY RESERVED BY SPIRA INTERNATIONAL. THE BUYER IS LICENSED TO BUILD ONE ASSEMBLY FROM THESE PLANS.

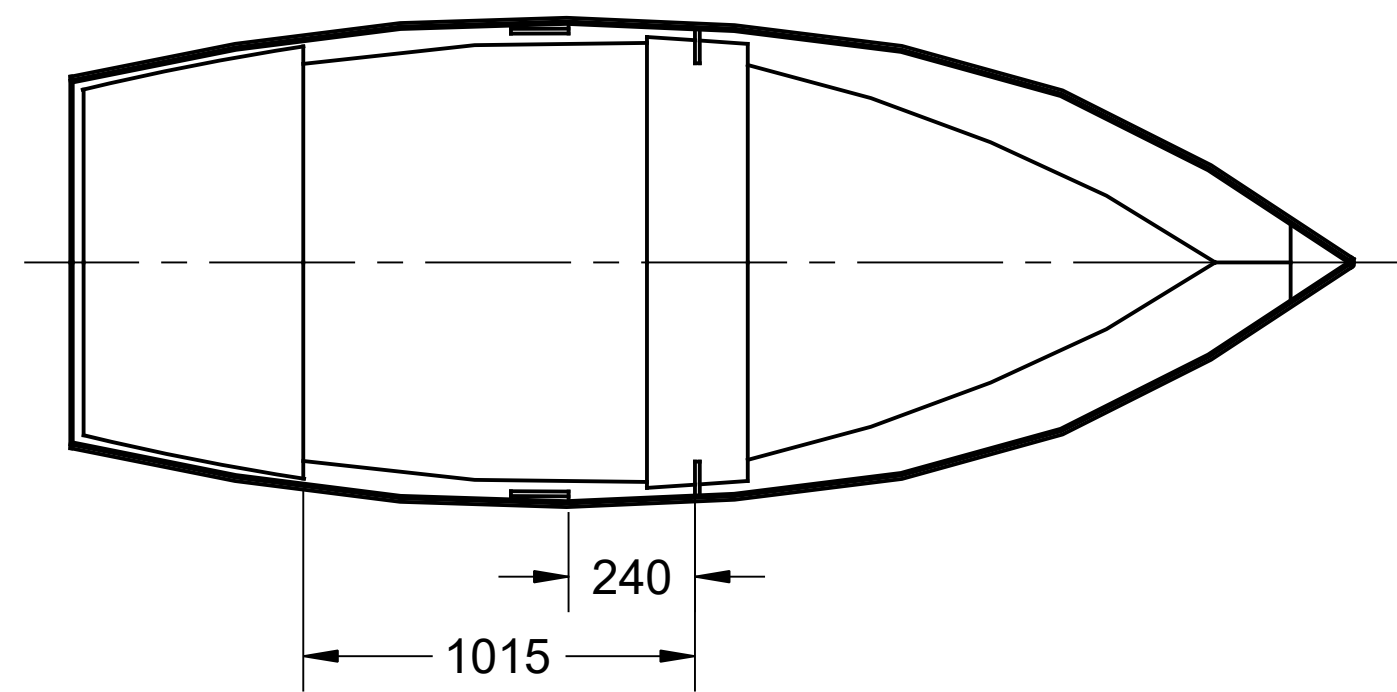
REVISIONS				
ZONE	LTR	DESCRIPTION	DATE	APPROVED
	B	RENUMBERED AND ADDED BOM	12/30/12	JJS

**BILL OF MATERIALS**

- 3 - 1200 X 2400 MM SHTS 6MM PLY
- 1 - 1200 X 2400 MM SHT 12MM PLY
- 10 M - 12 X 36 MM LUMBER MOLDING
- 3L - EPOXY RESIN
- EPOXY THICKENER (SILICA OR MICROSPHERES) FOR 1.5 L RESIN
- 25 M - 75 MM LIGHT FIBERGLASS TAPE
- 25 M - 1.8 MM COPPER WIRE



GENERAL ARRANGEMENT  
(NO SCALE)



OARLOCK & CENTER FRAME LOCATIONS

ALL DIMENSIONS IN MILLIMETERS

**Spira International, Inc.**  
 Huntington Beach, California

**MISSION BAY**  
 3.4 M SKIFF

DRAWN BY: J. SPIRA	DATE: 10/14/05	DRAWING NO. MISSM02
SCALE 1/20 & NOTED	SHEET OF	

4

3

2

1